

RUGGINE SHINE

Monoporosa Rectificado
Rectified Wall Tiles



PERFIL
1.5x100 cm (x15.0 mm) 5/8"x39 1/2"
PERFIL RUGGINE CALDERA
V3960173 - 100029891 - G97
PERFIL RUGGINE ALUMINIO
V3960171 - 100029889 - G97
PERFIL RUGGINE
V3960170 - 100024179 - G97



RUGGINE CALDERA
33.3x100 cm (x9.2 mm) 13"x39 1/2"
V1440094 - 100149908 - G261
Butech recomienda junta *Recommends joint*
colorstuk rapid n marron B22502010 - 100004303



RUGGINE ALUMINIO
33.3x100 cm (x9.2 mm) 13"x39 1/2"
V1440008 - 100142906 - G261
Butech recomienda junta *Recommends joint*
colorstuk rapid n manhattan B22502002 - 100004295



RUGGINE
33.3x100 cm (x9.2 mm) 13"x39 1/2"
V1440035 - 100144839 - G261
Butech recomienda junta *Recommends joint*
colorstuk rapid n antracita B22502005 - 100004298



RUGGINE PLATINO
33.3x100 cm (x9.2 mm) 13"x39 1/2"
V1440031 - 100144503 - G261
Butech recomienda junta *Recommends joint*
colorstuk rapid n blanco B22501001 - 100004294



RUGGINE TITANIO
33.3x100 cm (x9.2 mm) 13"x39 1/2"
V1440012 - 100142907 - G261
Butech recomienda junta *Recommends joint*
colorstuk rapid n marfil B22502009 - 100004302



RUGGINE NÍQUEL
33.3x100 cm (x9.2 mm) 13"x39 1/2"
V1440029 - 100144502 - G261
Butech recomienda junta *Recommends joint*
colorstuk rapid n gris B22502013 - 100004305

RUGGINE SHINE


Monoporosa Rectificado
Rectified Wall Tiles



PERFIL
1.5x100 cm (x15.0 mm) 5/8"x39 1/2"
PERFIL RUGGINE PLATINO
V3960286 - 100091985 - G97
PERFIL RUGGINE TITANIO
V3960289 - 100091986 - G97
PERFIL RUGGINE NÍQUEL
V3960290 - 100091984 - G97


COLECCIONES COMPLEMENTARIAS
COMPLEMENTARY COLLECTIONS
Queens 20x33.3 cm

PAVIMENTO COMBINABLE
FLOOR TILE COMBINATIONS
Serie Ferroker 44x66 cm, 59.6x120 cm,
59.6x59.6 cm, 45x90 cm & 44.3x44.3 cm



COLECCIONES COMPLEMENTARIAS
COMPLEMENTARY COLLECTIONS
Queens 20x33.3 cm

PAVIMENTO COMBINABLE
FLOOR TILE COMBINATIONS
Serie Ferroker 44x66 cm, 59.6x120 cm,
59.6x59.6 cm, 45x90 cm & 44.3x44.3 cm



EMBALAJE PACKAGING Modelo Model	x CAJA BOX			x PALET			ADHESIVO*
	Pieces	M ² (1)	Kg (1)	Box	M ² (1)	Kg (1)	Butech
Ruggine 33.3x100 cm	4	1.33	21.68	55	73.26	1192	One-flex Premium / Fr-one
Perfil 1.5x100 cm	15	0.45	5.40	28	12.60	151	

(1) Valores aproximados *Approximated values*
*Recomendación para soporte de mortero en interiores **Interior installation over cement mortar substrate*

EMBALAJE PACKAGING Modelo Model	x CAJA BOX			x PALET			ADHESIVO*
	Pieces	M ² (1)	Kg (1)	Box	M ² (1)	Kg (1)	Butech
Ruggine 33.3x100 cm	4	1.33	21.68	55	73.26	1192	One-flex Premium / Fr-one
Perfil 1.5x100 cm	15	0.45	5.40	28	12.60	151	

(1) Valores aproximados *Approximated values*
*Recomendación para soporte de mortero en interiores **Interior installation over cement mortar substrate*

RUGGINE SHINE

Monoporosa
Wall Tiles



RUGGINE PLATINO
33.3x59.2 cm (x8.6 mm) 13"x23 1/4"
V1349985 - 100216460 - G226
Butech Recomendación junta *Recommends joint*
colorstuk rapid n blanco B22501001 - 100004294




RUGGINE TITANIO
33.3x59.2 cm (x8.6 mm) 13"x23 1/4"
V1349988 - 100216428 - G226
Butech Recomendación junta *Recommends joint*
colorstuk rapid n marfil B22502009 - 100004302



RUGGINE NÍQUEL
33.3x59.2 cm (x8.6 mm) 13"x23 1/4"
V1349992 - 100216417 - G226
Butech Recomendación junta *Recommends joint*
colorstuk rapid n gris B22502013 - 100004305

COLECCIONES COMPLEMENTARIAS
COMPLEMENTARY COLLECTIONS
Queens 20x33.3 cm

PAVIMENTO COMBINABLE
FLOOR TILE COMBINATIONS
Ferroker Platino, Níquel,
Aluminio & Dark 44.3x44.3 cm

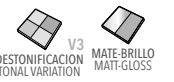


EMBALAJE PACKAGING Modelo Model	x CAJA BOX			x PALET			ADHESIVO*
	Piezas	M ² (1)	Kg (1)	Box	M ² (1)	Kg (1)	Butech
Ruggine 33.3x59.2 cm	6	118	18.78	48	56.77	902	Tixocem + / One-flex Premium

(1) Valores aproximados *Approximated values*
*Recomendación para soporte de mortero en interiores **Interior installation over cement mortar substrate*

RUGGINE SHINE

Monoporosa
Wall Tiles




RUGGINE ALUMINIO
33.3x59.2 cm (x8.6 mm) 13"x23 1/4"
V1349977 - 100216427 - G226
Butech Recomendación junta *Recommends joint*
colorstuk rapid n manhattan B22502002 - 100004295



RUGGINE
33.3x59.2 cm (x8.6 mm) 13"x23 1/4"
V1349995 - 100216426 - G226
Butech Recomendación junta *Recommends joint*
colorstuk rapid n antracita B22502005 - 100004298

COLECCIONES COMPLEMENTARIAS
COMPLEMENTARY COLLECTIONS
Queens 20x33.3 cm

PAVIMENTO COMBINABLE
FLOOR TILE COMBINATIONS
Ferroker Platino, Níquel,
Aluminio & Dark 44.3x44.3 cm



EMBALAJE PACKAGING Modelo Model	x CAJA BOX			x PALET			ADHESIVO*
	Piezas	M ² (1)	Kg (1)	Box	M ² (1)	Kg (1)	Butech
Ruggine 33.3x59.2 cm	6	118	18.78	48	56.77	902	Tixocem + / One-flex Premium

(1) Valores aproximados *Approximated values*
*Recomendación para soporte de mortero en interiores **Interior installation over cement mortar substrate*



PARED WALL:
Ruggine Níquel 33.3x100 cm
SUELO FLOOR:
Ferroker Níquel 44x66 cm

RUGGINE SHINE

Monoporosa Rectificado
Rectified Wall Tiles



PERFIL
1.5x100 cm (x15.0 mm) 5/8"x39 1/2"
PERFIL SHINE ALUMINIO
V3960227 - 100046495 - G97
PERFIL SHINE DARK
V3960228 - 100046496 - G97



SHINE ALUMINIO
33.3x100 cm (x9.2 mm) 13"x39 1/2"
V1440019 - 100143836 - G261
Butech recomienda junta *Recommends joint*
colorstuk rapid n manhattan B22502002 - 100004295



SHINE DARK
33.3x100 cm (x9.2 mm) 13"x39 1/2"
V1440021 - 100143837 - G261
Butech recomienda junta *Recommends joint*
colorstuk rapid n antracita B22502005 - 100004298

RUGGINE SHINE

Monoporosa Rectificado
Rectified Wall Tiles



PERFIL
1.5x100 cm (x15.0 mm) 5/8"x39 1/2"
PERFIL SHINE PLATINO
V3960283 - 100091988 - G97
PERFIL SHINE TITANIO
V3960280 - 100091989 - G97
PERFIL SHINE NÍQUEL
V3960281 - 100091987 - G97



SHINE PLATINO
33.3x100 cm (x9.2 mm) 13"x39 1/2"
V1440062 - 100145410 - G261
Butech recomienda junta *Recommends joint*
colorstuk rapid n blanco B22501001 - 100004294




SHINE TITANIO
33.3x100 cm (x9.2 mm) 13"x39 1/2"
V1440063 - 100145411 - G261
Butech recomienda junta *Recommends joint*
colorstuk rapid n marfil B22502009 - 100004302



SHINE NÍQUEL
33.3x100 cm (x9.2 mm) 13"x39 1/2"
V1440037 - 100144840 - G261
Butech recomienda junta *Recommends joint*
colorstuk rapid n gris B22502013 - 100004305

COLECCIONES COMPLEMENTARIAS
COMPLEMENTARY COLLECTIONS
Queens 20x33.3 cm

PAVIMENTO COMBINABLE
FLOOR TILE COMBINATIONS
Serie Ferroker 44x66 cm, 59.6x120 cm,
59.6x59.6 cm, 45x90 cm & 44.3x44.3 cm



COLECCIONES COMPLEMENTARIAS
COMPLEMENTARY COLLECTIONS
Queens 20x33.3 cm

PAVIMENTO COMBINABLE
FLOOR TILE COMBINATIONS
Serie Ferroker 44x66 cm, 59.6x120 cm,
59.6x59.6 cm, 45x90 cm & 44.3x44.3 cm



EMBALAJE PACKAGING Modelo Model	x CAJA BOX			x PALET			ADHESIVO*
	Piezas	M ² (1)	Kg (1)	Box	M ² (1)	Kg (1)	Butech
Shine 33.3x100 cm	4	1.33	22.40	55	73.26	1232	One-flex Premium
Perfil 1.5x100 cm	15	0.45	5.40	28	12.60	151	/ Fr-one

(1) Valores aproximados *Approximated values*
*Recomendación para soporte de mortero en interiores **Interior installation over cement mortar substrate*

EMBALAJE PACKAGING Modelo Model	x CAJA BOX			x PALET			ADHESIVO*
	Piezas	M ² (1)	Kg (1)	Box	M ² (1)	Kg (1)	Butech
Shine 33.3x100 cm	4	1.33	22.40	55	73.26	1232	One-flex Premium
Perfil 1.5x100 cm	15	0.45	5.40	28	12.60	151	/ Fr-one

(1) Valores aproximados *Approximated values*
*Recomendación para soporte de mortero en interiores **Interior installation over cement mortar substrate*

RUGGINE SHINE

Monoporosa
Wall Tiles




SHINE PLATINO
33.3x59.2 cm (x8.6 mm) 13"x23 1/4"
V1349936 - 100094918 - G226
Butech recomienda junta *Recommends joint*
colorstuk rapid n blanco B22501001 - 100004294




SHINE TITANIO
33.3x59.2 cm (x8.6 mm) 13"x23 1/4"
V1349937 - 100107850 - G226
Butech recomienda junta *Recommends joint*
colorstuk rapid n marfil B22502009 - 100004302



SHINE NIQUEL
33.3x59.2 cm (x8.6 mm) 13"x23 1/4"
V1349966 - 100178041 - G226
Butech recomienda junta *Recommends joint*
colorstuk rapid n gris B22502013 - 100004305



SHINE PLATINO
20x33.3 cm (x7.5 mm) 8"x13"
V1239705 - 100193685 - G205
Butech recomienda junta *Recommends joint*
colorstuk rapid n blanco B22501001 - 100004294




SHINE NIQUEL
20x33.3 cm (x7.5 mm) 8"x13"
V1239706 - 100193684 - G205
Butech recomienda junta *Recommends joint*
colorstuk rapid n gris B22502013 - 100004305

COLECCIONES COMPLEMENTARIAS
COMPLEMENTARY COLLECTIONS
Queens 20x33.3 cm

EMBALAJE PACKAGING Modelo Model	x CAJA BOX			x PALET			ADHESIVO*
	Piezas M ² (1)	Kg (1)	Box	M ² (1)	Kg (1)	Box	Butech
Ruggine 33.3x59.2 cm	6	118	19.02	48	56.77	913	Tixocem + / One-flex Premium

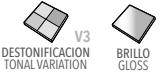
(1) Valores aproximados *Approximated values*
*Recomendación para soporte de mortero en interiores **Interior installation over cement mortar substrate*

PAVIMENTO COMBINABLE
FLOOR TILE COMBINATIONS
Ferroker Platino, Níquel,
Aluminio & Dark 44.3x44.3 cm



RUGGINE SHINE


Monoporosa
Wall Tiles



SHINE ALUMINIO
33.3x59.2 cm (x8.6 mm) 13"x23 1/4"
V1349922 - 100085827 - G226
Butech recomienda junta *Recommends joint*
colorstuk rapid n manhattan B22502002 - 100004295



SHINE DARK
33.3x59.2 cm (x8.6 mm) 13"x23 1/4"
V1349920 - 100084617 - G226
Butech recomienda junta *Recommends joint*
colorstuk rapid n marfil B22502009 - 100004302




SHINE ALUMINIO
20x33.3 cm (x7.5 mm) 8"x13"
V1239703 - 100193682 - G205
Butech recomienda junta *Recommends joint*
colorstuk rapid n manhattan B22502002 - 100004295



SHINE DARK
20x33.3 cm (x7.5 mm) 8"x13"
V1239704 - 100193683 - G205
Butech recomienda junta *Recommends joint*
colorstuk rapid n antracita B22502005 - 100004298

COLECCIONES COMPLEMENTARIAS
COMPLEMENTARY COLLECTIONS
Queens 20x33.3 cm

PAVIMENTO COMBINABLE
FLOOR TILE COMBINATIONS
Ferroker Platino, Níquel,
Aluminio & Dark 44.3x44.3 cm



EMBALAJE PACKAGING Modelo Model	x CAJA BOX			x PALET			ADHESIVO*
	Piezas M ² (1)	Kg (1)	Box	M ² (1)	Kg (1)	Box	Butech
Shine 20x33.3 cm	18	119	19.11	48	57.54	917	Tixocem + / One-flex Premium

(1) Valores aproximados *Approximated values*
*Recomendación para soporte de mortero en interiores **Interior installation over cement mortar substrate*