

Metallic finish decorative profiles for ceramic wall tiles. It substitutes the traditional ceramic frieze.



pro-part line

### pro-part line

Brass profile with metallic covering. 8 mm decorative trim.



- |   |                               |
|---|-------------------------------|
| <b>pro-part line 7mm</b><br>8x7x2500 mm       | 100177061<br><b>79.84</b> p/u |
| <b>pro-part line 11mm</b><br>8x11x2500 mm     | 100120367<br><b>85.12</b> p/u |
| <b>pro-part line 12,5mm</b><br>8x12,5x2500 mm | 100177058<br><b>87.67</b> p/u |

### pro-part line matt


Brass profile with metallic covering. 8 mm decorative trim.



- |  |                               |
|--|-------------------------------|
| <b>pro-part line matt 7mm</b><br>8x7x2500 mm       | 100177062<br><b>79.84</b> p/u |
| <b>pro-part line matt 11mm</b><br>8x11x2500 mm     | 100157798<br><b>85.12</b> p/u |
| <b>pro-part line matt 12,5mm</b><br>8x12,5x2500 mm | 100177059<br><b>83.49</b> p/u |

# CHROME COLLECTION

Chromed brass decorative profile for wall tiles. It substitutes the traditional decorative ceramic frieze.  
 Typical LIFESTYLE by PROCELANOSA profile.



## pro-part chrome



<b>pro-part chrome 9 mm</b> 8x9x2500 mm	100005369 <b>75.20</b> p/u
<b>pro-part chrome 10 mm</b> 8x10x2500 mm	100088905 <b>76.39</b> p/u
<b>pro-part chrome 11 mm</b> 8x11x2500 mm	100005370 <b>78.05</b> p/u

## pro-mate 5 chrome



<b>pro-mate 5 chrome 9mm</b> 5x9x2500 mm	100004945 <b>67.42</b> p/u
<b>pro-mate 5 chrome 11mm</b> 5x11x2500 mm	100004946 <b>69.89</b> p/u
<b>pro-mate 5 chrome 12,5mm</b> 5x12,5x2500 mm	100004955 <b>72.35</b> p/u

## pro-mate 3 chrome



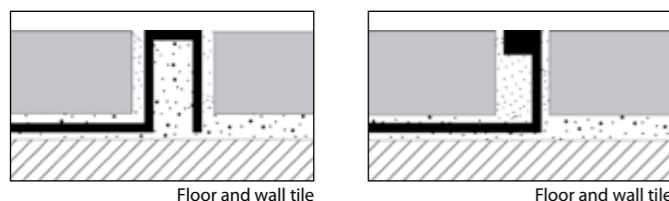
<b>pro-mate 3 chrome 9mm</b> 3x9x2500 mm	100004952 <b>59.37</b> p/u
<b>pro-mate 3 chrome 10mm</b> 3x10x2500 mm	100004953 <b>60.09</b> p/u
<b>pro-mate 3 chrome 12,5mm</b> 3x12.5x2500 mm	100004954 <b>61.54</b> p/u

pro-part chrome

# CHROME COLLECTION

Chromed brass decorative profile for wall tiles. It substitutes the traditional decorative ceramic frieze.  
Typical LIFESTYLE by PROCELANOSA profile.

Suitable for trimming corners and transitions between ceramic tiles.

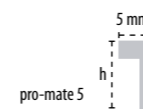


## pro-part



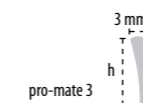
Chromed brass			Chromed brass corner			
SAP		h (mm)	P/EU	SAP	h (mm)	P/EU
100005368		7	<b>72.35</b> p/u	100005373	7	<b>26.30</b> p/u
100177061	Line	7	<b>79.84</b> p/u	100005374	9	<b>26.30</b> p/u
100177062	Line matt	7	<b>79.84</b> p/u	100091065	10	<b>25.58</b> p/u
100005369		9	<b>75.20</b> p/u	100005375	11	<b>26.30</b> p/u
100088905		10	<b>76.39</b> p/u	100005376	12,5	<b>26.30</b> p/u
100005370		11	<b>78.05</b> p/u			
100120367	Line	11	<b>85.12</b> p/u			
100157798	Line matt	11	<b>85.12</b> p/u			
100005371		12,5	<b>80.54</b> p/u			
100177058	Line	12,5	<b>87.67</b> p/u			
100177059	Line matt	12,5	<b>83.49</b> p/u			

## pro-mate 5



Chromed brass		
SAP	h (mm)	P/EU
100126779	7	<b>65.74</b> p/u
100004945	9	<b>67.42</b> p/u
100004946	11	<b>69.89</b> p/u
100004955	12,5	<b>72.35</b> p/u

## pro-mate 3



Chromed brass		
SAP	h (mm)	P/EU
100126772	6	<b>58.67</b> p/u
100004951	8	<b>60.44</b> p/u
100004952	9	<b>59.37</b> p/u
100004953	10	<b>60.09</b> p/u
100004954	12,5	<b>61.54</b> p/u

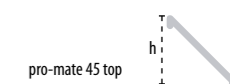
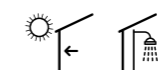


## pro-part Li



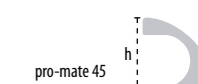
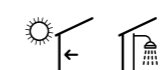
Chromed brass			Chromed brass corner			
SAP	h (mm)	a (mm)	P/EU	SAP	h (mm)	P/EU
100126780	4,5	5,5	<b>89.62</b> p/u	100098464	11	<b>26.89</b> p/u
100070170	11	12	<b>86.50</b> p/u	100085153	12,5	<b>29.52</b> p/u
100070171	12,5	13,5	<b>91.11</b> p/u			

## pro-mate 45 TOP



Chromed brass		
SAP	h (mm)	P/EU
100126778	6	<b>66.06</b> p/u
100099965	10	<b>65.87</b> p/u
100128801	12,5	<b>81.86</b> p/u

## pro-mate 45

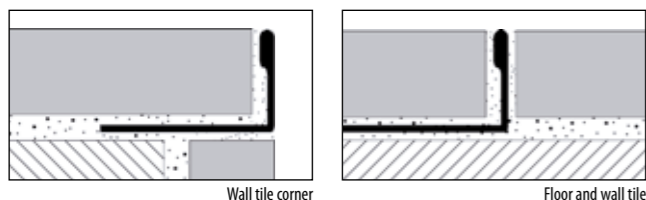


Chromed brass		
SAP	h (mm)	P/EU
100099964	6	<b>81.74</b> p/u
100099963	10	<b>76.48</b> p/u
100099964	12,5	<b>81.74</b> p/u

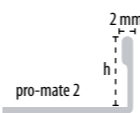
### pro-mate 2

Right angle, stainless steel profile for corners and wall and floor tile coverings.

Right angle, stainless steel profiles for trimming the non-glazed edge of the tile. Suitable for separating tiles in walls as well as in floors.



### pro-mate 2



#### V2A Stainless steel

SAP	h (mm)	P/EU
100126769	6	26.62 p/u
100004957	10	26.95 p/u
100004958	12,5	27.88 p/u
100004959	15	40.58 p/u
100004960	20	42.86 p/u

#### V2A Gloss stainless steel

SAP	h (mm)	P/EU
100004967	10	34.22 p/u
100004968	12,5	41.48 p/u
100004969	15	50.09 p/u

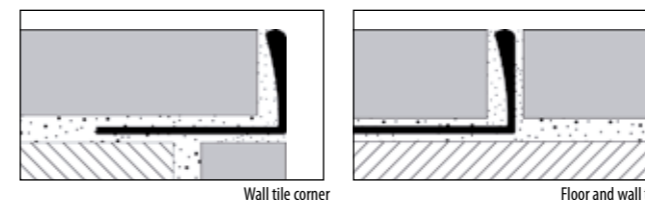
#### V4A Stainless steel

SAP	h (mm)	P/EU
100004964	10	29.72 p/u
100004965	12,5	33.31 p/u

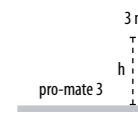
### pro-mate 3

Right angle profile for corners and wall and floor tile coverings. Decorative use as a metallic line.

Right angle, 3 mm thick profiles for trimming the non-glazed edge of the tile. Available in a wide variety of materials, they are also suitable for separating wall tiles.



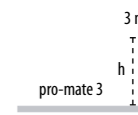
### pro-mate 3



#### Chromed brass

SAP	h (mm)	P/EU
100126772	6	58.67 p/u
100004951	8	60.44 p/u
100004952	9	59.37 p/u
100004953	10	60.09 p/u
100004954	12,5	61.54 p/u

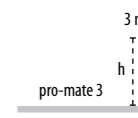
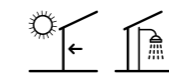
### pro-mate 3



#### Anodized aluminium silver

SAP	h (mm)	P/EU
100126770	6	18.57 p/u
100004899	8	10.60 p/u
100004900	9	11.48 p/u
100004901	10	11.15 p/u
100200608	11	12.19 p/u
100004902	12,5	11.96 p/u
100004903	15	13.61 p/u

### pro-mate 3



#### Lacquered aluminium

SAP	h (mm)	P/EU
100126771	6	16.71 p/u
100004911	10	16.35 p/u
100004912	12,5	17.81 p/u
100004915	10	16.35 p/u
100004916	12,5	17.81 p/u
100004919	10	16.35 p/u
100004920	12,5	17.81 p/u

#### High gloss aluminium

SAP	h (mm)	P/EU
100289643	8	11.92 p/u
100004925	10	23.00 p/u
100004926	12,5	23.69 p/u

#### PVC

SAP	h (mm)	P/EU
100004865	10	4.78 p/u
100004873	12,5	5.15 p/u
100004866	10	4.78 p/u
100004867	10	4.78 p/u
100004868	10	4.78 p/u
100004869	10	4.78 p/u
100004870	10	4.78 p/u

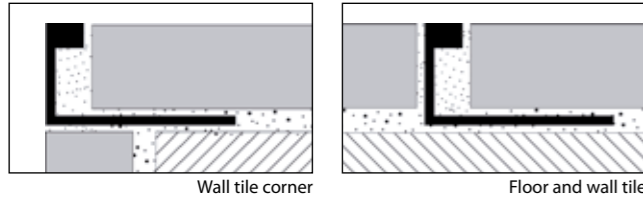
#### Black aluminium

SAP	h (mm)	P/EU
100220142	8	24.26 p/u
100171991	10	25.04 p/u
100220132	12,5	25.01 p/u

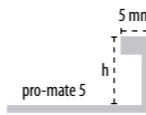
**pro-mate 5**

Right angle profile for corners and wall and floor tile coverings. Decorative use as a metallic line.

Right angle and 5 mm edge profiles for trimming the non-glazed edge of the tile. Suitable for transitions between floor coverings at the same level.



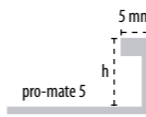
**pro-mate 5**



**Chromed brass**

SAP	h (mm)	P/EU
100126779	7	65.74 p/u
100004945	9	67.42 p/u
100004946	11	69.89 p/u
100004955	12,5	72.35 p/u

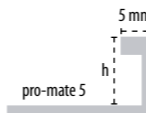
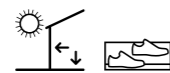
**pro-mate 5**



**Anodized aluminium silver**

SAP	h (mm)	P/EU
100004927	11	17.83 p/u

**pro-mate 5**



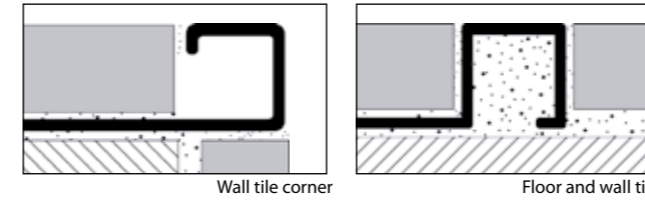
**Gloss polished brass**

SAP	h (mm)	P/EU
100004944	11	50.86 p/u

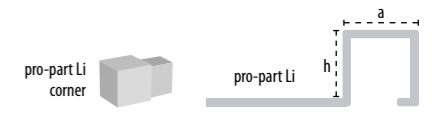
**pro-part Li**

Decorative profile for ceramic wall tiles. Suitable for trimming corners and transitions between ceramic tiles.

Right angle, corner shaped profiles, with both sides of the same length. Specially recommended for rectified tiles corners and for tiles with relief decoration.



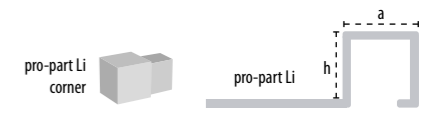
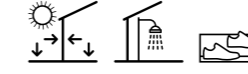
**pro-part Li**



**Chromed brass** **Chromed brass corner**

SAP	h (mm)	a (mm)	P/EU	SAP	h (mm)	P/EU
100126780	4,5	5,5	89.62 p/u	100098464	11	26.89 p/u
100070170	11	12	86.50 p/u	100085153	12,5	29.52 p/u
100070171	12,5	13,5	91.11 p/u			

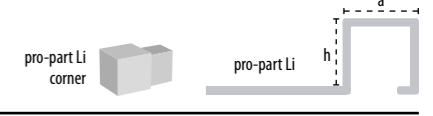
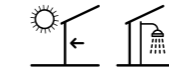
**pro-part Li**



**Anodized aluminium silver** **Anodized aluminium silver corner**

SAP	h (mm)	a (mm)	P/EU	SAP	h (mm)	P/EU
100128227	4,5	5,5	18.16 p/u	100093706	11	24.70 p/u
100062074	11	12	20.98 p/u	100093705	12,5	24.70 p/u
100062086	12,5	13,5	22.96 p/u			

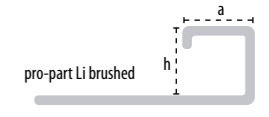
**pro-part Li**



**High gloss aluminium** **High gloss aluminium**

SAP	h (mm)	a (mm)	P/EU	SAP	h (mm)	P/EU
100062072	11	10	43.18 p/u	100102763	11	11.10 p/u
100062073	12,5	11,5	46.45 p/u	100102762	12,5	13.50 p/u

**pro-part Li brushed**



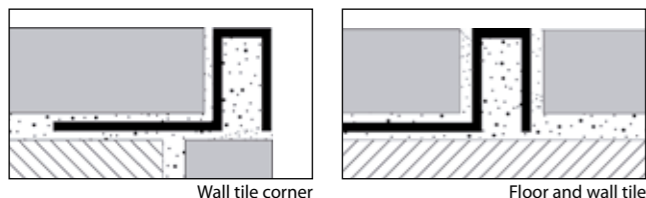
**Brushed anodized aluminium**

SAP	h (mm)	a (mm)	P/EU
100159084	11	12	47.87 p/u
100159083	12,5	13,5	45.86 p/u

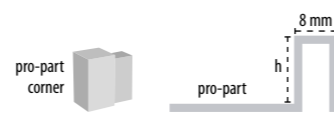
pro-part

Decorative profile for ceramic wall tiles. Suitable for trimming corners and transitions between ceramic tiles.

Right angle, corner shaped profiles, with an 8 mm edge and a variable width edge. Excellent solution for a wide variety of ceramic installations.

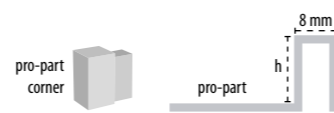


pro-part



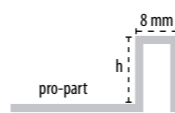
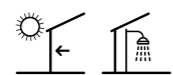
Chromed brass			Chromed brass corner		
SAP	h (mm)	P/EU	SAP	h (mm)	P/EU
100005368	7	72.35 p/u	100005373	7	26.30 p/u
100005369	9	75.20 p/u	100005374	9	26.30 p/u
100088905	10	76.39 p/u	100091065	10	25.58 p/u
100005370	11	78.05 p/u	100005375	11	26.30 p/u
100005371	12,5	80.54 p/u	100005376	12,5	26.30 p/u

pro-part



Anodized aluminium silver			Anodized aluminium silver corner		
SAP	h (mm)	P/EU	SAP	h (mm)	P/EU
100005322	7	14.90 p/u	100005336	7	20.10 p/u
100005323	9	15.70 p/u	100005337	9	20.10 p/u
100005324	11	16.49 p/u	100005338	11	20.10 p/u
100005325	12,5	18.09 p/u	100005339	12,5	20.10 p/u
100005326	15	21.88 p/u			

pro-part

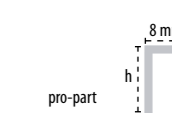
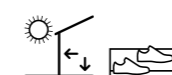


Lacquered aluminium			White matt aluminium		
SAP	h (mm)	P/EU	SAP	h (mm)	P/EU
100088551	Black 11	27.11 p/u	100296752	11	27.11 p/u
100080530	Black 12,5	28.09 p/u	100286598	12,5	28.09 p/u
100100723	White 11	27.11 p/u			
100083438	White 12,5	28.09 p/u			

High gloss aluminium			Black matt aluminium			
KEA	SAP	h (mm)	P/EU	SAP	h (mm)	P/EU
	100089004	11	54.69 p/u	100220100	7	27.48 p/u
	100005353	12,5	54.69 p/u	100171975	11	28.34 p/u
				100220083	12,5	29.19 p/u

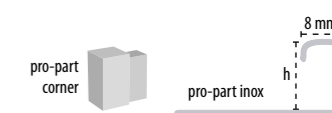


pro-part



Gloss polished brass		
SAP	h (mm)	P/EU
100005363	11	61.81 p/u
100005364	12,5	63.82 p/u

pro-part

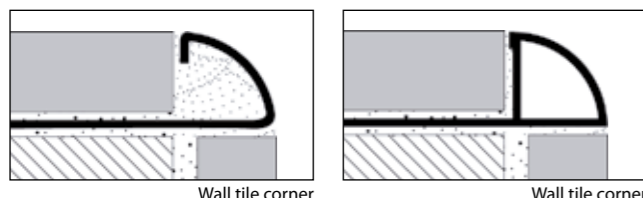


Stainless steel			Stainless steel corner		
SAP	h (mm)	P/EU	SAP	h (mm)	P/EU
100005377	9	34.27 p/u	100005380	9	25.25 p/u
100005378	11	36.68 p/u	100005381	11	25.25 p/u
100005379	12,5	40.88 p/u	100005382	12,5	27.27 p/u

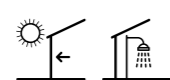
### pro-mate 45

Rounded profile for protecting wall tiles corners.

These profiles are the classic solution for protecting corners in wall tile coverings. Available in a wide variety of materials, its main feature is being shock-resistant.



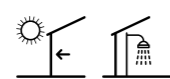
#### pro-mate 45 Top



Chromed brass		
SAP	h (mm)	P/EU
100126778	6	<b>66.06</b> p/u
100099965	10	<b>65.87</b> p/u
100128801	12,5	<b>81.86</b> p/u

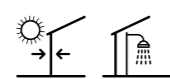
Anodized aluminium silver		
SAP	h (mm)	P/EU
100126777	6	<b>20.98</b> p/u

#### pro-mate 45 brass



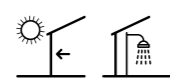
Chromed brass		
SAP	h (mm)	P/EU
100126776	6	<b>67.77</b> p/u
100099963	10	<b>76.48</b> p/u
100099964	12,5	<b>81.74</b> p/u

#### pro-mate 45 stainless steel



Stainless steel V2A		
SAP	h (mm)	P/EU
100005156	8	<b>33.45</b> p/u
100005157	10	<b>74.38</b> p/u
100005158	12,5	<b>38.64</b> p/u

#### pro-mate 45 aluminio



Anodized aluminium silver		
SAP	h (mm)	P/EU
100005094	10	<b>14.34</b> p/u
100005096	12,5	<b>15.79</b> p/u

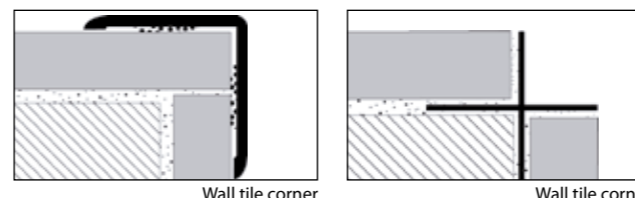

Lacquered aluminium		
SAP	h (mm)	P/EU
100005113	White 10	<b>16.39</b> p/u
100005117	White 12,5	<b>17.76</b> p/u

High gloss aluminium		
SAP	h (mm)	P/EU
100096222	10	<b>26.11</b> p/u
100100665	12,5	<b>27.32</b> p/u

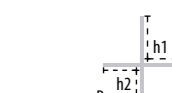
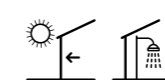
### pro-corner

Metallic profile for protecting corners.

Right angle, metallic profiles for protecting corners. Most of the pro-corner models are installed after the tile, which implies a small lip over the tile surface.

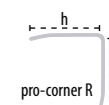
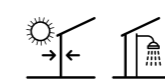


#### pro-corner P



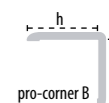
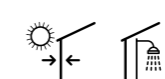
Aluminium				
SAP		h1 (mm)	h2 (mm)	P/EU
100158001	High gloss	15	12	<b>83.16</b> p/u
100158002	Silver	15	12	<b>73.40</b> p/u
100213125	Black	15	12	<b>74.38</b> p/u

#### pro-corner R



Gloss stainless steel		
SAP	h (mm)	P/EU
100005623	25	<b>59.75</b> p/u

#### pro-corner B

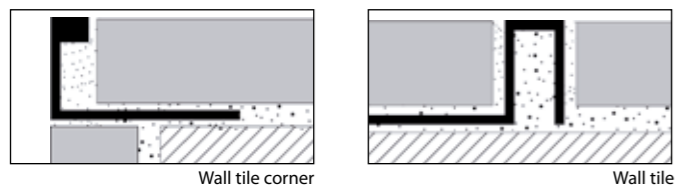


Aluminium		
SAP	h (mm)	P/EU
100005584	25	<b>25.17</b> p/u

## XTONE and XLIGHT profiles

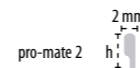
Corner profiles for wall tiles less than 7 mm thick. Specially recommended for mosaics and large format and thin ceramic slabs, such as XTONE and XLIGHT.

Available in different shapes, from right-angled profiles for straight trims to rounded shape profiles. Decorative use.



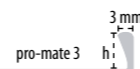
### pro-mate 2

SAP		h (mm)	P/EU
100126769	Inox V2A	6	26.62 p/u



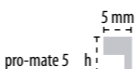
### pro-mate 3

SAP		h (mm)	P/EU
100126772	Chrome	6	58.67 p/u
100126770	Anod.	6	18.57 p/u
100126771	Blanco	6	16.71 p/u



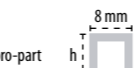
### pro-mate 5

SAP		h (mm)	P/EU
100126779	Chrome	7	65.74 p/u



### pro-part

SAP	Metal Shade 1	h (mm)	P/EU	SAP	Metal Shade 2	h (mm)	P/EU
100232244	rose	7	122.61 p/u	100297853	rose	7	122.61 p/u
100232236	rose line	7	124.25 p/u	100297828	rose line	7	124.25 p/u
100177056	moon	7	83.69 p/u	100297628	moon	7	83.69 p/u
100177063	moon line	7	85.53 p/u	100297638	moon line	7	85.53 p/u
100177070	ocean	7	83.69 p/u	100297965	ocean	7	83.69 p/u
100177064	ocean line	7	85.53 p/u	100297994	ocean line	7	85.53 p/u
100177037	graphite matt	7	90.24 p/u	100297570	graphite matt	7	90.24 p/u
100177055	graphite matt line	7	90.24 p/u	100297545	graphite matt line	7	90.24 p/u
100177049	graphite	7	86.72 p/u	100297518	graphite	7	86.72 p/u
100278752	old bronze	7	96.47 p/u				



SAP	Texture	h (mm)	P/EU
100278708	bone	7	72.52 p/u
100278697	coal	7	72.52 p/u

SAP	Chrome	h (mm)	P/EU
100005368	chrome	7	72.35 p/u
100177061	line	7	79.84 p/u
100177062	line matt	7	79.84 p/u

SAP	Gold	h (mm)	P/EU
100246452	gold	7	121.86 p/u

SAP	Aluminium	h (mm)	P/EU
100005322	anodized silver	7	14.90 p/u
100220100	black	7	27.48 p/u



### pro-part Li

SAP		h (mm)	a (mm)	P/EU
100126780	Chrome	4,5	5,5	89.62 p/u
100128227	Anod.	4,5	5,5	18.16 p/u




### pro-mate 45 Top

SAP		h (mm)	P/EU
100126778	Chrome	6	66.06 p/u
100126777	Anod.	6	20.98 p/u

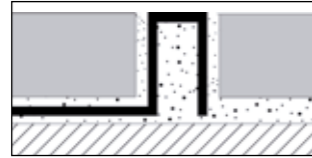


### 3 meter profiles

Profiles available in different shapes, from right-angled profiles for straight trims to rounded shape profiles.



Wall tile corner

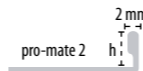


Wall tile



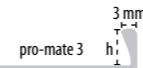
#### pro-mate 2

SAP		h (mm)	P/EU
100276385	Inox V2A	11	34.50 p/u
100276386	Inox V2A	12,5	35.78 p/u



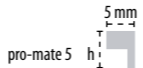
#### pro-mate 3

SAP		h (mm)	P/EU
100286309	Chrome	12,5	73.85 p/u
100276187	Alum. anod.	11	17.81 p/u
100276196	Alum. anod.	12,5	18.08 p/u
100286597	Alum. black	12,5	30.01 p/u
100276394	PVC white	12,5	6.68 p/u



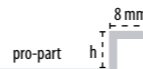
#### pro-mate 5

SAP		h (mm)	P/EU
100286603	Chrome	11	83.86 p/u




#### pro-part

SAP		h (mm)	P/EU
100286618	Chrome	11	93.66 p/u
100286360	Chrome	12,5	96.65 p/u



#### pro-part Li

SAP		h (mm)	P/EU
100276440	Inox V2A	11	47.46 p/u
100276480	Inox V2A	12,5	51.86 p/u
100276510	Inox. brillo	11	52.50 p/u
100276459	Inox. brillo	12,5	67.19 p/u
100276492	Inox. cep.	12,5	67.19 p/u
100276208	Alum. anod.	11	24.77 p/u
100276198	Alum. anod.	12,5	27.41 p/u



#### pro-mate 45

SAP		h (mm)	P/EU
100276415	PVC white	11	6.84 p/u
100276371	Inox.	10	44.96 p/u
100276372	Inox.	12,5	47.29 p/u
100276367	Alum. anod.	10	19.25 p/u
100276299	Alum. anod.	12,5	21.37 p/u
100276352	Alum. lac. white	11	23.17 p/u
100276319	Alum. lac. white	12,5	24.48 p/u

