


















# COLUMBIA


ESMALTADOS GLAZED TILES



 ESMALTADO GLAZED			 Péndulo (CTE) Not required out of Spain	<b>clase 2</b> class 2
 Características dimensionales Dimension tolerance	<1,25% máx 2 mm		 A pie descalzo Barefoot slip resistance	<b>B</b>
 Absorción de agua Water absorption	3<E≤6%		 A pie calzado Slip resistance with footwear	<b>R10</b>
 Coef. Dilatación térmica lineal Linear thermal expansion coefficient	3,8x10 <sup>-6</sup> xC <sup>-1</sup>		 Resistencia al cuarteo Crazing resistance	<b>sí/yes</b>
 Resistencia a la flexión Breaking Strength	20N/mm <sup>2</sup>		 Extrusión Extruded tiles	✓
 Resistencia a la abrasión superficial Resistance to surface abrasion	<b>PEI 3-4</b>		 Resistencia a la helada Frost resistance	✓
 Desgaste tránsito peatonal Erosion to pedestrian transit	<b>H4</b>		 Resistencia al choque térmico Resistance to thermal shock	✓
 Resistencia a las manchas Resistance to stains	<b>clase 5</b> class 5		 Resistencia química Chemical resistance	✓



# COLUMBIA



## BASE 33x33 TILE 33x33

[325x325x16 mm]

Beige      Cod. 901656 [MC510]  
 Aguamarina      Cod. 901657 [MC510]



	Espesor (mm) Thickness (mm)	U.M.*	U.M./Caja U.M./Box	U.M./Palet U.M./Pallet	Pzs./U.M. Pcs./U.M.	Pzs./Caja Pcs./Box	Kg./U.M. Kg./U.M.	Kg./Caja Kg./Box	Kg./Palet Kg./Pallet
Base 33x33 Tile 33x33	16	m <sup>2</sup> sqm	0,66	42,624	9	6	32,6	21,75	1391

\* Unidad de Medida. Los artículos medidos en m<sup>2</sup> o ml se sirven contando la junta normal entre piezas.  
 \* Unit of Measure. Items measured in sqm or lm are delivered assuming average joint between pieces.



# COLUMBIA

Colores / Colors

Beige

Aguamarina



Columbia Beige 33x33

	Espesor (mm) Thickness (mm)	U.M.*	U.M./Caja U.M./Box	U.M./Palet U.M./Pallet	Pzs./U.M. Pcs./U.M.	Pzs./Caja Pcs./Box	Kg./U.M. Kg./U.M.	Kg./Caja Kg./Box	Kg./Palet Kg./Pallet
<b>Peldaño redondeado 33</b> Rounded stair-tread 33	18	Pz. Pc.	6	216	1	6	4,4	26,4	950
<b>Esquina redondeada</b> Rounded stair-tread corner	18	Pz. Pc.	2	60	1	2	6	12	360
<b>Rodapié</b> Skirting board	16	ml lm	8	576	3	24	2,3	18,4	1325
<b>Zanquín izda.</b> String left	16	Pz. Pc.	10	300	1	10	1,3	13	390
<b>Zanquín dcha.</b> String right	16	Pz. Pc.	10	300	1	10	1,3	13	390
<b>Borde desbordante</b> Overflowing edge	22-26	Pz. Pc.	4	128	1	4	5	20	640
<b>Esq. int. borde desbordante</b> Overflowing internal edge	26	Jg. Set	2	-	2	4	8	16	-
<b>Esq. ext. borde desbordante</b> Overflowing external edge	26	Jg. Set	2	-	2	4	5,4	10,8	-
<b>Rejilla cerámica monocompact</b> Monocompact ceramic grid	25	Pz. Pc.	6	378	1	6	3,58	21,5	-
<b>Esquina rejilla</b> Corner grid	25	Set Set	3	-	2	6	4,69	14,07	-
<b>Canaleta</b> Overflow channel	30	Pz. Pc.	3	99	1	3	4,43	13,3	438,6

\* Unidad de Medida. Los artículos medidos en m<sup>2</sup> o ml se sirven contando la junta normal entre piezas.  
\* Unit of Measure. Items measured in sqm or lm are delivered assuming average joint between pieces.


Anchura recomendada de la junta de colocación: 6 - 8 mm  
Recommended joint width 6 - 8 mm

## PIEZAS ESPECIALES SPECIAL PIECES

### PELDAÑO REDONDEADO 33 ROUNDED STAIR-TREAD 33

[325x330x18 mm]


Beige Cod. 901659 [PZ275]  
Aguamarina Cod. 901660 [PZ275]



### ESQUINA REDONDEADA ROUNDED STAIR-TREAD CORNER

[330x330x18 mm]

Beige Cod. 901662 [PZ555]  
Aguamarina Cod. 901663 [PZ555]



### RODAPIÉ SKIRTING BOARD

[325x80x16 mm]

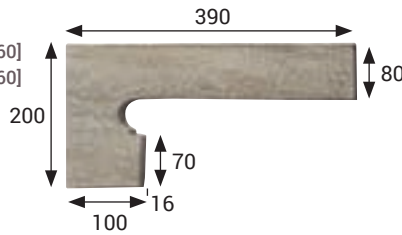
Beige Cod. 901671 [ML160]  
Aguamarina Cod. 901672 [ML160]



### ZANQUÍN IZDA. STRING LEFT SIDE

[390x80/200x100x16 mm]

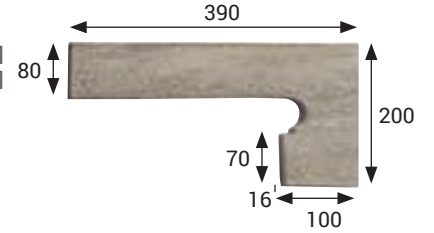
Beige Cod. 901665 [PZ160]  
Aguamarina Cod. 901666 [PZ160]



### ZANQUÍN DCHA. STRING RIGHT SIDE

[390x80/200x100x16 mm]


Beige Cod. 901668 [PZ160]  
Aguamarina Cod. 901669 [PZ160]



### BORDE DESBORDANTE OVERFLOWING EDGE

[325x330x26/22 mm]


Beige Cod. 901674 [PZ245]  
Aguamarina Cod. 901675 [PZ245]



### ESQ. INT. BORDE DESBORDANTE OVERFLOWING INTERNAL EDGE

[330x444x119x26 mm]


Beige Cod. 901961 [JG395]  
Aguamarina Cod. 901956 [JG395]



### ESQ. EXT. BORDE DESBORDANTE OVERFLOWING EXTERNAL EDGE

[330x353x26x22 mm]


Beige Cod. 901962 [JG395]  
Aguamarina Cod. 901957 [JG395]



### REJILLA CERÁMICA MONOCOMPACT MONOCOMPACT CERAMIC GRID \*\*

[325x244x25 mm]


Beige Cod. 902976 [PZ645]  
Aguamarina Cod. 902977 [PZ645]



### ESQUINA REJILLA CORNER GRID \*\*

[325x244x25x80 mm]


Beige Cod. 901494 [JG750]  
Aguamarina Cod. 901493 [JG750]



### CANALETA OVERFLOW CHANNEL\*

[325x325x30 mm]

Beige Cod. 901894 [PZ250]  
Aguamarina Cod. 901895 [PZ250]



\*\* En rejillas los agujeros siempre deben ir perpendiculares al vaso para una mayor resistencia, con canal de 250 mm de ancho.  
\*\* Install the grids with the holes always perpendicular to the pool vessel to get a greater resistance, with a channel 250 mm wide.

\* Disponible Canaleta con desagüe.  
\* Overflow channel with drainage available.