



# Nature

White body wall tiles


NATURE Sand



NATURE Sand | Decor




NATURE Silver



NATURE Silver | Decor



## NATURE



17 patterns

32 \* 90 \* 1,05 cm | 12 5/8 \* 35 7/16 \* 7/16"

RECTIFIED	NATURAL PRICE CODE BN29
SAND	24028
SILVER	24027



20347 L. IRON ANTHRACITE \_ 1,5 \* 90 cm | 9/16 \* 3 9/16" \_ P38



20348 L. IRON MOCCHA \_ 1,5 \* 90 cm | 9/16 \* 3 9/16" \_ P38

## NATURE DECOR



17 patterns

32 \* 90 \* 1,05 cm | 12 5/8 \* 35 7/16 \* 7/16"

RECTIFIED	NATURAL PRICE CODE BN36
SAND	24029
SILVER	24030

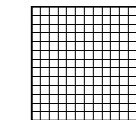


07021 ACERO/90 \_ 1,5 \* 90 cm | 9/16 \* 3 9/16" \_ P30



07605 ALUMINIO/90 \_ 0,5 \* 90 cm | 3/16 \* 3 9/16" \_ P39

## D. NATURE MOSAIC



30 \* 30 cm | 11 13/16 \* 11 13/16"

NO RECTIFIED	NATURAL PRICE CODE P44
SAND	24499
SILVER	24500

CARACTERÍSTICAS TÉCNICAS   TECHNICAL CHARACTERISTICS		
joint 0,5 mm 	wall tiles 	matt 
different shades 	shade variation V2 	various graphics 

EMBALAJE   PACKING		(Los pesos aquí reflejados pueden sufrir ligeras variaciones en función del lote de producción. Weights shown here may slightly vary depending on the production lot.)							
Formato   Sizes	Cajas   Boxes			Pallet			Cont./20'	Cont./20'	
cm	Piezas	m <sup>2</sup> / sq.m	kg	Cajas	m <sup>2</sup> / sq.m	kg	Tamaño cm aprox.	m <sup>2</sup> / sq.m	m <sup>2</sup> / sq.m
32 * 90 * 1,05	4	1,15	20,9	56	64,4	1195,4	120 * 80 * 106	1158,27	1292,96
inch	Units	ft <sup>2</sup>	lb	Boxes	ft <sup>2</sup>	lb	Sizes inch approx.	ft <sup>2</sup>	ft <sup>2</sup>
12 5/8 * 35 7/16 * 7/16	4	12,37	46,07	56	693,19	2635,40	47 1/4 * 31 1/2 * 41 3/4	12467,51	13917,30