

## STONEWOOD BY YONOH

STONEWOOD is a new collection by YONOH, inspired by two classic textures in ceramic tile design: wood and stone. Taking these two best-sellers and a combination of wood and stone effects, this porcelain tile collection was developed for use on both walls and floors. The monochrome tiles highlight the different textures and shine of each of these two materials so that layouts can be created that unite both finishes on the same monochrome surface. The outcome is a trendsetting new aesthetic concept, suitable for all kinds of settings.


La nueva colección STONEWOOD diseñada por YONOH trabaja dos texturas clásicas en los revestimientos del mundo cerámico como son la madera y la piedra. Utilizando estos dos 'bestsellers' crean STONEWOOD, una colección porcelánica válida para pavimento y revestimiento que combina un acabado efecto madera con otro de aspecto piedra. Piezas monocromática que acentúan texturas y brillos diferentes para cada material. STONEWOOD permite crear composiciones que unen y combinan estos dos acabados en una misma superficie monocolor generando un nuevo concepto estético de tendencia para todo tipo de espacios.



STONEWOOD ANTHRACITE/30,5x93,5/R



STONEWOOD GREY/30,5x93,5/R · STONEWOOD GREEN/30,5x93,5/R




\*24802 STONEWOOD ANTHRACITE/30,5X93,5/R  
 Q-2 (30,5x93,5 cm) (12 1/16"x36 13/16")  
 4 patterns



\*24807 STONEWOOD CLAY/30,5X93,5/R  
 Q-2 (30,5x93,5 cm) (12 1/16"x36 13/16")  
 4 patterns




\*24803 STONEWOOD GREEN/30,5X93,5/R  
 Q-2 (30,5x93,5 cm) (12 1/16"x36 13/16")  
 4 patterns







\* 24805 STONEWOOD GREY/30,5X93,5/R  
Q-2 (30,5x93,5 cm) (12 1/16x36 13/16")  
4 patterns



\* 24804 STONEWOOD LEATHER/30,5X93,5/R  
Q-2 (30,5x93,5 cm) (12 1/16x36 13/16")  
4 patterns



\* 24806 STONEWOOD WHITE/30,5X93,5/R  
Q-2 (30,5x93,5 cm) (12 1/16x36 13/16")  
4 patterns



\* Random designs in box. They are sold by square meters.  
Diseños aleatorios por caja. Se venden por metros cuadrados

TECHNICAL CHARACTERISTICS

PACKING

	CERAMIC	SHOWER WALL	SHOWER FLOOR	INDOOR	OUTDOOR	SHADE VARIATION	MATT	GLOSS	HANDMADE DECORS	CLEANING NON-ABRASIVE	MESH	FLOOR TRAFFIC	SELF UNIT	SELF m <sup>2</sup>	PIECES m <sup>2</sup>	PIECES sq l	PIECES BOX	m <sup>2</sup> BOX	sq ft BOX	WEIGHT BOX	WEIGHT BOX (lb)	BOXES PALLET	m <sup>2</sup> PALLET	sq ft PALLET	CHP SIZE	THICKNESS (mm)	THICKNESS (inch)
STONEWOOD	•	•		•	•	•	•	•		•		•		•	5	1	6	1,71	1	30,8	68	24	41	442		9,3	0,37



STONEWOOD GREEN/30,5x93,5/R