


SAFARI

Revestimiento Monoporosa Rectificado / Wall Tiles Rectified



SAFARI ARENA
31,6x30x0,9cm
Baldosa recomendada junta / Baldaoh recommended joint: Colorlock Rapid o Bigli 82250209 / 10004402


PERFIL SAFARI ARENA
1,5x31,6cm

P3470822 / 100172733

G261

P6209121 / 100173563

G77



SAFARI CALIZA
31,6x30x0,9cm
Baldosa recomendada junta / Baldaoh recommended joint: Colorlock Rapid o Marfil 82250209 / 10004402

PERFIL SAFARI CALIZA
1,5x31,6cm

P3470824 / 100172734

G261

P6209120 / 100173570

G77

TECHNICAL SPECS · INFORMACIÓN TÉCNICA

EMBALAJE / PACKING

FORMATO cm	PZS	MZS	C.A.P.M.	MZPL	*MZJ	*MZPL	Añadido
31,6x30cm	4	1,14	57	64,34	16,2	325,4	Prote n
1,5x31,6cm	30	0,26	42	11,54	3,72	150,24	Prote n


*valores aproximados. *approximate values.

PAVIMENTO COMBINABLE: SERIE SAFARI 50,6x49,6cm - PAG.199
FLOOR TILES COMBINATIONS: SAFARI SERIES 50,6x49,6cm - PAG.199



SAFARI


Revestimiento Monoporosa / Wall Tiles



SAFARI ARENA
P3216294 / 100177534
Baldosa recomendada junta / Baldaoh recommended joint: Colorlock Rapid o Bigli 82250209 / 10004402

31,6x30,9cm

G255



SAFARI CALIZA
P3216293 / 100177535
Baldosa recomendada junta / Baldaoh recommended joint: Colorlock Rapid o Marfil 82250209 / 10004402

31,6x30,9cm

G255

TECHNICAL SPECS · INFORMACIÓN TÉCNICA

EMBALAJE / PACKING

FORMATO cm	PZS	MZS	C.A.P.M.	MZPL	*MZJ	*MZPL	Añadido
31,6x31,2cm	6	1,13	72	81,22	17,46	125,12	P1-200 n

*valores aproximados. *approximate values.

PAVIMENTO COMBINABLE: SERIE SAFARI 44,3x44,3cm - PAG.215
FLOOR TILES COMBINATIONS: SAFARI SERIES 44,3x44,3cm - PAG.215



SAFARI ARENA 31,6x30cm

SAFARI

Revestimiento Monoporosa / Wall Tiles



SAFARI ARENA
P3149661 / 100177533
Baldosa recomendada junta / Baldaoh recommended joint: Colorlock Rapid o Bigli 82250209 / 10004402

20x31,6x0,9cm

G255



SAFARI CALIZA
P3149660 / 100177496
Baldosa recomendada junta / Baldaoh recommended joint: Colorlock Rapid o Marfil 82250209 / 10004402

20x31,6x0,9cm

G255

TECHNICAL SPECS · INFORMACIÓN TÉCNICA

EMBALAJE / PACKING

FORMATO cm	PZS	MZS	C.A.P.M.	MZPL	*MZJ	*MZPL	Añadido
Safari	20	1,26	56	70,76	13,77	106,96	1ca.com / 32-3000 n

*valores aproximados. *approximate values.

PAVIMENTO COMBINABLE: SERIE SAFARI 44,3x44,3cm - PAG.215
FLOOR TILES COMBINATIONS: SAFARI SERIES 44,3x44,3cm - PAG.215



SAFARI

Gres Porcelanato Rectificado · Color Masa / Rectified Porcelain Tiles · Coloured Biscuit



SAFARI ARENA 3-M
50,8x50,8x1,1cm P1859987 / 100172716 G354
Batach: recomendada Junta / Batach recommended joint:
Colorchik: Papil n. Batach: 02202019 / 10004302



SAFARI CALIZA 3-M
50,8x50,8x1,1cm P1859986 / 100172705 G354
Batach: recomendada Junta / Batach recommended joint:
Colorchik: Papil n. Batach: 02202019 / 10004302

TECHNICAL SPECS · INFORMACIÓN TÉCNICA

EMBALAJE / PACKING

FORMATO cm	PZS/J	MZS/J	C.A/PAL	MZPL	*MZS/J	*MZPL	Adhesivo
50,8x50,8cm	4	1,42	32	45,47	35,20	1094,41	uno-floca./rectified
50,8x50,8cm 20calo	16	0,97	55	54,07	22,94	1207,89	uno-floca n
31,0x50,8cm Huelva 10c.	2	0,42	48	39,97	11,33	540,94	uno-floca n./rectified
31,0x50,8cm Huelva 10c. Eq.	1	0,21	48	9,98	5,67	271,32	uno-floca n./rectified


*valores aproximados. *approximate values.

1 INTENSIDAD DE TRÁNSITO PEATONAL: TRÁNSITO INTENSO
INTENSITY OF PEDESTRIAN TRANSIT: HIGH TRANSIT

TÍPOLOGÍA	SAFARI ARENA	SAFARI CALIZA
	P020083 / 100173557	G30
	P020085 / 100173589	G30

· BIELLA TÉCNICA 01,1x0,8x0,8cm

	SAFARI ARENA	P2460071 / 100177519	G311
	P210311 / 100173541	G130	P0210312 / 100173517
	P210317 / 100173591	G130	P0210319 / 100173598
		G150	P0210314 / 100173506
		G150	P0210315 / 100173540



SAFARI ARENA
44,3x44,3x1cm P2460071 / 100177519 G311
Batach: recomendada Junta / Batach recommended joint:
Colorchik: Papil n. Batach: 02202019 / 10004302



SAFARI CALIZA
44,3x44,3x1cm P2460072 / 100177540 G311
Batach: recomendada Junta / Batach recommended joint:
Colorchik: Papil n. Batach: 02202019 / 10004302

TECHNICAL SPECS · INFORMACIÓN TÉCNICA

EMBALAJE / PACKING

FORMATO cm	PZS/J	MZS/J	C.A/PAL	MZPL	*MZS/J	*MZPL	Adhesivo
44,3x44,3cm	5	0,96	66	54,76	22,85	1494	Tiendic: n

*valores aproximados. *approximate values.

3 INTENSIDAD DE TRÁNSITO PEATONAL: TRÁNSITO MEDIO
INTENSITY OF PEDESTRIAN TRANSIT: MEDIUM TRANSIT



SAFARI ARENA 50 0x50,8cm