












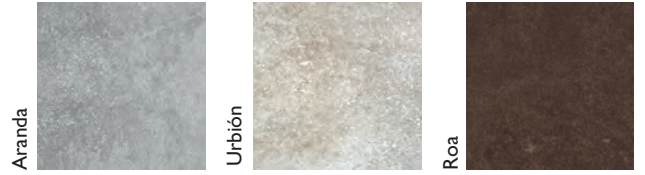


DUERO

PORCELÁNICOS PORCELAIN TILES

	PORCELÁNICO PORCELAIN	
	ESMALTADO GLAZED	
	Características dimensionales Dimension tolerance	<1% / <0,6% máx 2 mm.
	Absorción de agua Water absorption	E≤0,5%
	Coef. Dilatación térmica lineal Linear thermal expansion coefficient	5,8x10 ⁻⁶ xC ⁻¹
	Resistencia a la flexión Breaking strength	>40N/mm ²
	Resistencia a la abrasión superficial Resistance to surface abrasion	Urbión/Aranda PEI 4 Roa PEI 2
	Desgaste tránsito peatonal Erosion to pedestrian transit	H6
	Resistencia a las manchas Resistance to stains	clase 5 class 5
	Péndulo (CTE) Not required out of Spain	Urbión/Aranda clase 3 Roa clase I
	A pie descalzo Barefoot slip resistance	Urbión/Aranda C Roa B
	A pie calzado Slip resistance with footwear	Urbión/Aranda R10 Roa R9
	Resistencia al cuarteo Crazing resistance	sí/yes
	Resistencia a la helada Frost resistance	✓
	Resistencia al choque térmico Resistance to thermal shock	✓
	Resistencia química Chemical resistance	✓





Aranda

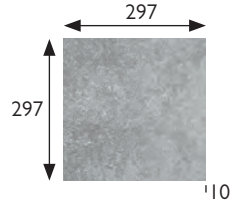
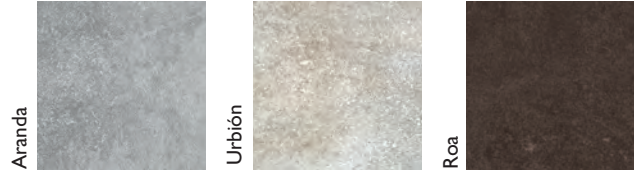
Urbión

Roa

FORMATOS SIZES | 30x30 · 30x60 cm.




Colores / Colors



BASE 30x30
TILE 30x30
[297x297x10 mm.]

Aranda
Urbión
Roa

Cod. 904067 [MC485]
Cod. 904073 [MC485]
Cod. 904071 [MC485]



BASE 30x60
TILE 30x60
[297x597x10 mm.]

Aranda
Urbión
Roa

Cod. 904085 [MC520]
Cod. 904088 [MC520]
Cod. 904087 [MC520]

	Espesor (mm) Thickness (mm)	U.M.*	U.M./Caja U.M./Box	U.M./Palet U.M./Pallet	Pzs./U.M. Pcs./U.M.	Pzs./Caja Pcs./Box	Kg./U.M. Kg./U.M.	Kg./Caja Kg./Box	Kg./Palet Kg./Pallet
Base 30x30 Tile 30x30	10	m ² sqm	0,99	71,29	11,11	11	21,54	21,33	1536
Base 30x60 Tile 30x60	10	m ² sqm	1,08	64,86	5,55	6	21,65	23,38	1403

* Unidad de Medida. Los artículos medidos en m² o ml se sirven contando la junta normal entre piezas.


* Unit of Measure. Items measured in sqm or lm are delivered assuming average joint between pieces.



Duero Urbión 30x60

PIEZAS ESPECIALES SPECIAL PIECES

Colores / Colors




Aranda

Urbión

Roa

PELDAÑO REDONDEADO 30

ROUNDED STAIR-TREAD 30




[297x330x14 mm.]

Aranda	Cod. 903353	[PZ300]
Urbión	Cod. 903354	[PZ300]
Roa	Cod. 902465	[PZ300]

PELDAÑO RECTO 30 / VIERTEAGUAS

STRAIGHT STAIR-TREAD 30




[297x315x14 mm.]

Aranda	Cod. 904220	[PZ300]
Urbión	Cod. 904221	[PZ300]
Roa	Cod. 904222	[PZ300]

RODAPIÉ 30

SKIRTING BOARD 30




[297x80x9,5 mm.]

Aranda	Cod. 903370	[ML225]
Urbión	Cod. 903382	[ML225]
Roa	Cod. 902468	[ML225]

ESQUINA REDONDEADA

ROUNDED STAIR-TREAD CORNER

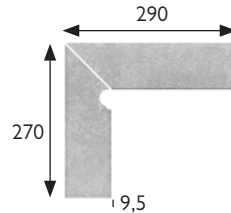


[330x330x14 mm.]

Aranda	Cod. 903369	[PZ695]
Urbión	Cod. 903381	[PZ695]
Roa	Cod. 902469	[PZ695]

ZANQUÍN REDONDEADO IZDA.

ROUNDED STRING LEFT SIDE

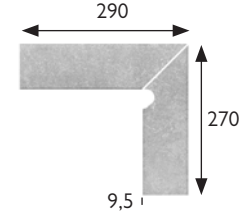


[290x80/270 x9,5 mm.]

Aranda	Cod. 904510	[JG245]
Urbión	Cod. 904511	[JG245]
Roa	Cod. 904512	[JG245]

ZANQUÍN REDONDEADO DCHA.

ROUNDED STRING RIGHT SIDE



[290x80/270 x9,5 mm.]

Aranda	Cod. 904513	[JG245]
Urbión	Cod. 904514	[JG245]
Roa	Cod. 904515	[JG245]



Duero Roa 30x60

	Espesor (mm) Thickness (mm)	U.M.*	U.M./Caja U.M./Box	U.M./Palet U.M./Pallet	Pzs./U.M. Pcs./U.M.	Pzs./Caja Pcs./Box	Kg./U.M. Kg./U.M.	Kg./Caja Kg./Box	Kg./Palet Kg./Pallet
Peldaño redondeado 30 Rounded stair-tread 30	14	Pz. Pc.	6	252	1	6	3,1	18,6	781
Peldaño recto 30 Straight stair-tread 30	14	Pz. Pc.	6	252	1	6	2,71	16,26	682,92
Rodapié 30 Skirting board 30	9,5	ml lm	10,21	367,57	3,33	34	1,73	17,7	640
Esquina redondeada Rounded stair-tread corner	14	Pz. Pc.	2	60	1	2	4,25	8,5	255
Zanquín redondeado izda. Rounded string left	9,5	Jg. set	5	300	2	10	0,85	4,25	255
Zanquín redondeado dcha. Rounded string right	9,5	Jg. set	5	300	2	10	0,85	4,25	255

* Unidad de Medida. Los artículos medidos en m² o ml se sirven contando la junta normal entre piezas.

* Unit of Measure. Items measured in sqm or lm are delivered assuming average joint between pieces.